

Golden Gardens eNews

www.CaliforniaGardenClubs.org

May-June 2015, Vol. 7-3

California Garden Clubs, Inc.

www.CaliforniaGardenClubs.org

A member of
National Garden Clubs, Inc.
Pacific Region

President

Rita Desilets

4rita@roadrunner.com

Golden Gardens eNews Staff

| | |
|------------------------|-----------------|
| Editor | Patricia Clayes |
| Assistant Editor | Jane McKee |
| Features | Pauline Sechi |
| | Madelyn Jameson |
| Angel Greetings | Patricia Clayes |
| Circulation | Mona Dunlap |

cgcieneews@cagardenclubs.org

In this issue:

| | |
|--|-------|
| Official Calendar..... | 2 |
| Official Schools Calendar..... | 2 |
| 84 th Annual Convention | 3 |
| Membership Matters..... | 4-5 |
| From the Parliamentarian..... | 6 |
| Communications..... | 7 |
| From the Chairmen..... | 8-11 |
| Featured Articles: | |
| Garden Therapy..... | 12-13 |
| Landscape Design..... | 14-16 |
| Garden Truisms III..... | 17 |
| Spotlight: Red Bluff Garden Club..... | 18 |
| National Garden Clubs, Inc. | |
| News..... | 19-20 |
| Pacific Region News..... | 20 |

Like CGCI
on
Facebook!



THE PRESIDENT'S MESSAGE

It is hard to believe my two-year term of office will end soon. It has been a joy to serve CGCI as president. We are very proud of the accomplishments made possible by the talent and dedication of our officers, district directors and chairmen. While visiting districts and clubs throughout the state, I was proud to learn about your wonderful projects and creative activities. Every visit was enjoyable thanks to the gracious hospitality extended to me.



Golden Foothills District is busy planning a fabulous Convention to culminate the year at Circus Circus Hotel Casino in Reno, Nevada. The convention is from June 8-12, 2015 and features "An Evening with our President" at the National Automobile Museum on Monday evening following a Blue Star Memorial Marker Dedication at Powning Park.

Stay for the Friday all-day bus, train and boat tour to Virginia City, Carson City and Lake Tahoe.

Elaine Gunderson, 2013-2015 Pacific Region Director, will be our special guest and will be speaking at the luncheon honoring Club Presidents.



Celebrate with us as Sue Bennett is installed as 2015-2017 CGCI President.

See you in Reno!

-- Rita

President's Travel Schedule 2015

May 14-18 -- NGC Convention, Louisville, Kentucky
June 8-12 -- CGCI Convention, Reno, Nevada





CGCI 84th Annual Convention "Growing Together" June 8-12, 2015

Circus Circus Hotel, Reno, Nevada

Host: Golden Foothills District

Co-Chairmen: Myrtle Findley and Joan Craig



Highlights:

- Evening with President **Rita Desilets** at the National Automobile Museum.
- Dedication of CGCI's AND Nevada Garden Club's Blue Star Memorial Marker honoring all service men and women.
- Election of officers for the 2015-17 term and the installation of **Sue Bennett** and her new Executive Committee.
- Tour to Virginia City and Carson City concluding with a 3-hour deluxe dinner cruise on Lake Tahoe.
- Judges Council Banquet (Design Banquet).
- Awards Banquet.
- Workshops.
- Speakers.
- Vendors, and much, much more.

See the **CGCI website** for more information and all of the forms. Call hotel to book your room: 1-800-648-5010.

Mention Booking Code: ICAGRDN for a North Tower Deluxe room rate: \$42.00 (rate does not include the \$5.99 resort fee and taxes). Deadline to book a room at this reduced price is May 20, 2015.


Please support the CGCI Endowment and the CGCI Scholarship Endowment

When you pack to come to convention, include a container or a design accessory that you no longer use. Free up that shelf space! The items will either be in the silent or live auction benefitting the Endowments. The live auction will be held at the Judges Council Banquet, and the silent auction will close on Thursday at 10:00 a.m. in the meeting room. You will have a chance to purchase a container or design accessory to take home and refill that shelf space. Bring your donation to the banquet room when you arrive.



The Endowments and the Legacy Funds were established to assure the financial stability of CGCI well into the future, and your support is very much appreciated.

--See you in Reno, Bob Gordon, Endowment Chairman (Promotion)



The next meeting of the California Consultants Council will be held at Circus Circus Hotel, Reno, Nevada, in conjunction with the CGCI Convention.

Thursday, June 11, 2015, 4:00 p.m. to 5:00 p.m.

ALSO:

Wednesday, June 10, 4:45 P.M.

The Council will sponsor a workshop at the Convention, "The ABCs of NGC Schools" which will consist of a panel discussion of questions and answers. Come learn more about the benefits of attending NGC Schools and learn more about sponsoring and conducting a school.

Any questions, contact CCC Chairman Julie West.

Have you read the May issue of the *Council Thymes*? If not, it can be found on the CGCI website under Hot Off the Press.



MEMBERSHIP MATTERS

By Krystal Migliore, 2nd Vice President - Membership Chairman

At the **CGCI Convention** in Reno, Tuesday, June 9, 2015, the **Club Presidents Forum "Membership Matters!"** will be presented by this Membership Chairman. Membership really matters to all member organizations, and it is a team effort. We encourage presidents to bring your team with you when you attend "Membership Matters!" Your officers, board members, chairmen and members will benefit from the overview of a proven system. The Plan -- attracting prospects to your meetings, converting them to members, making them feel like part of the club ASAP, let members shine while tapping into their talents, creating leaders and tips for retaining members -- will all be included. To Presidents: When you attend Membership Matters, you will be able to skip the learning curve and enter the new club year with a plan in place and the knowledge you need to successfully retain members while recruiting new members.

When completing your convention registration form, simply check the "Membership Matters!" box in the Workshops/ Seminars section near the bottom of the form.

Don't miss out! On Tuesday, consider also attending The Garden Faire, other workshops, President's Luncheon honoring club presidents, Leadership Forum, Special Awards Presentation, Awards Banquet followed by the Ribbon Cutting and Opening of the Awards Room.

Access the complete schedule and the registration forms online at <http://californiagardenclubs.com/nextmeeting>.

San Francisco Flower & Garden Show: Our membership booth was quite busy during the five day event held on March 18 to 22, 2015 in San Mateo. We had the opportunity to talk with CGCI members, prospective members and other interested parties. Membership was the main topic; and when a prospect inquired about clubs in specific locations, we were able to provide specific details. During the show, over 850 CGCI bookmarks were distributed as well as brochures, rack cards and lots of educational pamphlets.

In addition to membership, other topics of discussion were youth garden clubs, scholarships, floral design, Project Mission Blue, Habitat for Humanity Landscaping, drought and water conservation, garden therapy, Penny Pines, the June Convention, *Golden Gardens eNews* subscriptions, and promotional materials available on the CGCI website came up as well.



Sue Swackhamer, Charlotte Mason and Krystal Migliore at the CGCI Membership Booth.

After working in the membership booth last year, this year I was totally surprised by something I heard from six different people. They said they could not join a garden club because they didn't know enough! Of course, my response was, "That is all the more reason to join a club!" This does provide a good reminder for us as we promote our clubs at public

CONTINUED ON PAGE 5

MEMBERSHIP MATTERS

(Continued from Page 4)

events. It is important that prospects understand members of all experience levels are welcome, and clubs provide ongoing educational opportunities.

Special thanks to **Sue Swackhamer, Irene Steiner, Lee Migliore** and **Carol Jauregui** for working shifts in the membership booth.

DUES: On July 1, a new Membership Chairman will begin serving a two-year term, and the mailing address will be updated on all dues forms.

The most up-to-date information is always available on the website. Please destroy any old forms that you have and always use the form on the website at the time you are submitting payments.

June 1 is the deadline for submitting additional member dues for 2014/2015. Complete the Dues form: Additional Members (Clubs/APS) form online and follow all directions provided.

Stay in the information loop! **June 1** is the deadlines for **submitting updated contact information** for your club or APS. Contact Information Form (Clubs/APS).

Dues for the 2015/2016 year are payable on **July 1**. Complete the Dues Form: Annual (Club/APS) Form online and follow all directions when submitting your payment. NOTE: Please add "2015/2016 dues" to the memo line of your check.

MEMBERSHIP & YOU

The following new APS and club have joined CGCI and will be submitted for ratification at the Convention in June.

Sierra Foothills Rose Society – 75 Members

President: Linda Knowles, 1032 Chippendale Way, Roseville, CA 95661-5073

Email: pathfinderrose@comcast.net

Boots and Pearls Gardening and Flyfishing Club -- 10 members

President: Alexandra B. Trent, 21 Lava Rock Road, Chico, CA 95928-8890

Email: abtrent@gmail.com



FLOWER SHOW SCHOOL TO BE HELD IN SAN DIEGO COUNTY

September 21-23, 2015

The Southwestern Judges Council is proud to present Flower Show School, Course 1. This unique program is devised to train individuals interested in learning more about how NGC sponsored flower shows operate as well as featuring specific, in-depth horticultural information. Additionally, the course will train individuals to evaluate and eventually create a wide range of recognized floral designs.

The class will be held at San Diego Botanic Gardens, Encinitas, starting on September 21, 2015. To register for this two and a half day course, complete the registration form, which is available on the CGCI website Calendar under the NGC Schools tab, and return it as soon as possible. Seats are at a premium.



FROM THE PARLIAMENTARIAN

By Greg Pokorski, Parliamentarian



Attention: Club and Associate Plant Society Presidents

Your organization has the right to representation at the annual CGCI convention. You should have received the Call to Convention by email on April 7 or by snail mail soon after that.

Bylaw Article XI, Annual Meetings (Convention) states: Member clubs and associate plant societies shall be entitled to representation by the president or (if the president cannot attend) a designated alternate AND additional delegates as follows:

- Clubs of 25 members or less – one delegate
- Clubs of 26 to 50 members – two delegates
- Clubs of 51 to 100 members – three delegates
- Increase one delegate for every 50 additional members or portions thereof

If you are coming to convention (to elect the 2015-2017 officers; vote on bylaws amendments; network with and learn from members of clubs from all over the state), submit registration forms and the Convention Credentials form by May 19 (form is available online – go to www.californiagardenclubs.com and click on “CGCI Convention 2015” under Calendar (right sidebar)). Submission of the Convention Credentials form determines voting privileges (checking the asterisk boxes on the registration form does NOT determine voting privileges).

If your organization has co-presidents or if the incoming and outgoing presidents are attending, one may vote as the “president” and the other as one of the allowed “delegates.” Delegates should be elected/appointed in accordance with the bylaws of your organization.

Questions? Contact Credentials Chairman Greg Pokorski: GregPokorski@earthlink.net / 818-361-7873.

Remember that your Parliamentary Authority – generally *Robert’s Rules of Order, Newly Revised* – is default guidance when your bylaws and governing rules do not address a particular situation. If you need help on an issue, your bylaws should be forwarded for review.

REMINDER FOR FLOWER SHOW JUDGES

By Dot Yard, NGC Flower Show Schools Chairman



To be a well-informed, competent judge, one must be constantly reviewing information found in the *Handbook* and *The National Gardener*, as well as learning on one’s own.

Attend Judges Council meetings, flower shows, schools and symposiums.

Visit garden centers and art museums.

Read books and magazine articles that pertain to horticulture and artistic design.

A conscientious judge attends every school and symposium possible, not just the mandatory one every three years.

Judges owe it to the exhibitors to be the best they can be.



COMMUNICATIONS

By Jane McKee, Communications Director

The 2013-15 term is winding down but we continue to move forward in our efforts to simplify some of our procedures.

Forms:

ALL CGCI forms can be found on the Forms page on the website.

Go to www.californiagardenclubs.com and click on the FORMS menu.

Forms are listed by Category (Membership & Dues, Donations, Liability Insurance, etc.) and by Title (alphabetically).

Forms are either pdf format or "webforms."

Related publications: documents providing instructions or other information related to a specific form are listed in the right sidebar on the Forms page.

Clubs and Associate Plant Societies are reminded that it is time to submit the Annual Contact Form (separate from your dues payment).

CGCI Officers, Chairmen and District Directors: There are new Contact Forms available to submit your information.

IMPORTANT NOTE:

The new CGCI administration will include several new chairmen. Forms involving payments (donations, dues, etc.) MAY CHANGE. Please make sure you are using the current correct form and mailing address.

Suggestion: Purge your files of any old paper forms that may have incorrect information. Compare your holdings to those available on the website and update as needed.

Zip Code Locator:

Potential members can find YOU by typing their zip code and receiving a list of the member organizations within 50 miles.

Is your organization on the list? (Go to <http://californiagardenclubs.com/zipcodelocator>, type your zip code and see if your group is listed.)

If you are listed, is the information correct? (Use the Zip Code Listing Request Form to update.)

If you are not currently on the Zip Code list, submit the request form.

Questions? Contact me at webmaster@cagardenclubs.org.


Are you going to be a CGCI Officer, District Director or Chairmen for the 2015-17 term?

If so, please complete one of the new Annual Contact Information Forms designed specifically for you. There is one for Officers and District Directors and one for Chairmen. The link to the forms is under "Hot Off the Press" on the Home Page of the CGCI website. Please submit a form as soon as possible so that our records will be up-to-date.

AN INSPIRATION

"Everyone must leave something behind when he dies," my grandfather said. A child or a book or a painting or a house or a wall built or a pair of shoes made. Or a garden planted. Something in your hand touched some way so your soul has somewhere to go when you die, and when people look at that tree or that flower you planted, you're there. It doesn't matter what you do, he said, so long as you change something from the way it was before you touched it into something that's like you after you take your hands away. The difference between the man who just cuts lawns and a real gardener is in the touching, he said. "The lawn-cutter might just as well not have been there at all, the gardener will be there a lifetime."

--Ray Bradbury, "Fahrenheit 451"



BLUE STAR MEMORIALS

By George Unrine, Blue Star Memorials Co-Chairman

Six Blue Star Memorial Markers were purchased during the administration of current CGCI President Rita Desilets. Three byway makers have been dedicated along with one memorial marker. Two byway markers remain to be dedicated.



Members of Year Around Garden Club

Year Around Garden Club of La Habra sponsored one of the first markers of this term on November 11, 2013. The dedication was included as part of La Habra's annual, daylong celebration honoring our country's armed forces. **Rita Desilets** and I joined with over 400 people to participate in the activities. **Nancy Bishop**, Year Around's Blue Star Chairman, presented the marker to the city.

Palomar District dedicated the most recent marker located in Miramar National Veterans Cemetery on November 13, 2014. Miramar is the newest of the nine national veterans cemeteries located in California. Palomar District was honored that National Garden Clubs, Inc. Blue Star Memorials Chairman **Andrea Little** and CGCI President **Rita Desilets** were in attendance. **George Speer** planned the installation and coordinated the dedication ceremony. Installation of the marker was done by **Chris Abeyta** as his Eagle Scout project, and the color guard was provided by Scripps Ranch High School. While there was no 'official' fly over, the event was punctuated by the



Left to Right: George Unrine, Andrea Little, DeeDee Speer and George Speer

'sounds of freedom' taking off from the nearby Naval Air Station North Island.

The next scheduled dedication will be held during the CGCI Convention in Reno, Nevada. This 'historic' byway marker is sponsored by both Nevada Garden Clubs, Inc. and California Garden Clubs, Inc. The marker will be placed in Powning Park, 150 S. Virginia Avenue. The dedication starts at 5:15 p.m. and will finish in time for "An Evening with our President" held afterwards at the nearby National Automobile Museum. Be there to help us **"Keep those Blue Stars Shining."**

| <u>Location</u> | <u>Dedication</u> | <u>Type</u> |
|---------------------------|-------------------|-------------|
| La Habra | 11 Nov 2013 | Byway |
| Discovery Bay | 11 Nov 2013 | Byway |
| Santa Rosa | 14 Jan 2014 | Byway |
| Miramar National Cemetery | 13 Nov 2015 | Memorial |
| Reno | 2015 Convention | Byway |
| Hanford | Not Scheduled | Byway |

CORRECTION FROM MARCH-APRIL ISSUE

From "In A Nutshell" -- See Sequoia Foothills District Director's report in the Minutes from the Winter Board Meeting which can be found on the CGCI website.

REFORESTATION & RESTORATION PROJECT

By Judy Unrine, Chairman



Reforestation and Restoration is a relatively new chairmanship. It is often compared to Penny Pines, a continuing fund designed to assist the National Forest Service by planting trees lost to fire or disease. Donations made by CGCI members are sent directly to the National Forest of the donor's choice.

Unlike Penny Pines, donations are sent to the Reforestation and Restoration Chairman. Checks are made payable to CGCI. The chairman sends the checks to the CGCI Treasurer, and they are placed in the Reforestation and Restoration Restricted Fund. The funds are used by the Forest Service to restore habitat, protect wildlife, remove invasive species and beautify our National Forests.

Brief History of Reforestation and Restoration

In May 2009, \$5,700 from the Reforestation and Restoration was used to remove invasive species from Cottonwood Creek in Cleveland National Forest. The project was completed in partnership with a local non-profit. From 2009-2011, a total of \$3,905 was collected, an amount insufficient for a National Forest Service project. Further donations were needed. During 2011-2013 further donations were made. A total of \$2,904.09 was collected. Added to the \$3,905 previously collected, the Reforestation and Restoration fund was \$6,809.09. A project in the Mendocino National Forest was chosen. After a long period of negotiation, a Mendocino Forest Service spokesperson announced that the Forest Service will be unable to do the project. The U.S. Government shut down, a change in superintendent, and a reduction in the already over extended staff contributed to the decision. The \$6,809.09 was never removed from the restricted fund. At this time, it is undecided if a smaller project would be possible in the Mendocino National Forest.

During 2014-2015, the total donations were \$2,600. At this time, the total amount in the Restricted Reforestation and Restoration Fund is \$9,409.09.

I would like to thank the following clubs and districts for their support during the 2014-2015 club year.

July 2013 - April 2015 Donations

| | | | |
|---------------------------------|-------|-------------------------------------|-------|
| Arboretum District | | Orange County District | |
| District | \$300 | Del Norte Garden Club | \$100 |
| Buttes District | | Huntington View Garden Club | \$100 |
| Chico Hort. Society | \$100 | San Clemente Garden Club | \$350 |
| Channel Islands District | | Palomar District | |
| West Lake Village Garden Club | \$200 | Fallbrook Garden Club | \$100 |
| Costa Verde District | | San Fernando Valley District | |
| District | \$200 | West Valley Garden Club | \$100 |
| Hermosa Garden Club | \$200 | Sequoia Foothills District | |
| San Pedro Garden Club | \$250 | Hanford Garden Club | \$100 |
| Humboldt District | | | |
| Fortuna Garden Club | \$200 | | |
| Luther Burbank District | | Total | |
| District | \$100 | \$2,600 | |
| Petaluma Garden Club | \$100 | | |
| Santa Rosa Garden Club | \$100 | | |



Since the last issue of *Golden Gardens eNews*, donations to the CGCI President's Project, Habitat for Humanity Landscaping, have been received from the following donors:

- **Burbank-Valley Garden Club (replacement for lost check)**
- **Sequoia Foothills District**
- **Southern California Garden Club**


The above donations total \$500.00, which brings the total collected since June 2013 to **\$7,560.00** (\$100.00 less for the remaining lost check; a replacement check is promised from Huntington View Garden Club).

CGCI PRESIDENT'S PROJECT UPDATE

By Sara White, CGCI President's Project Chairman

Please note that we have only about one and a half months to go on this project during which you will be able to donate or apply for grant money. If you want to be able to receive your grant money in time, CGCI must write checks by June 1. I will collect any final donations at the June Convention in Reno. You can find the forms on the CGCI website under: Projects and Fundraisers.

Do not forget to send/email a description and photo(s) of any Habitat project on which you worked even if you did not apply for grant money. You can use the grant application form and under "Amount Requested," put "0". Let me know if you have questions. **Deadline to me is June 19.** Thank you so much for your donations!



PROJECT MISSION BLUE

By Shane Looper, Project Mission Blue Chairman

Garden Club members: Did you know that only one year remains to donate to CGCI's Project Mission Blue Butterfly. This project continues to be an exciting CGCI Project. Come and see the exhibit at the CGCI Convention in Reno for information to take to your clubs on the Mission Blue Butterfly's progress.

Look on the CGCI website for details about how to donate and receive a CGCI Mission Blue pin. Or you may contact me at slooper@sbcglobal.net (Phone: 650-871-0172).

Donors since the last issue *Golden Gardens eNews* are:

- ♦ **Shane Looper**
- ♦ **Elisabeth Tufo**
- ♦ **Carolands Garden Club**
- ♦ **Petaluma Garden Club**
- ♦ **Santa Rosa Garden Club**
- ♦ **Southern California Garden Club**
- ♦ **Also, Lynne Serwan and Linda Simmonds donated in honor of Julie West's 60th birthday.**

The total contributions to this fund as of April 2015: **\$15,546.04.**



ANZA-BORREGO DESERT STATE PARK

By Janet Eyre, Anza-Borrego Desert State Park Chairman

**ANZA-BORREGO
DESERT STATE PARK®**

Thank you to all who donated to the Anza-Borrego Desert State Park Project. It is so wonderful of you! As always more donations are needed. Also needed is someone who is good at drafting plans to redesign the watering system or design a way to fix the watering system that is already in place at the Visitors Center's Desert Garden. I think that the ideal person might come from Palomar District. Palomar District Director Lynn Bachelor announced the need at a district meeting, but so far no offers have been received and a volunteer is still needed.

The form to donate can be found on the CGCI website under Donations/Projects and Fundraisers.



PENNY PINES

PENNY PINES DONATION APRIL 2015 REPORT

Total Donations: 7,074.00

By Pat York, Chairman

BAY BRIDGES DISTRICT

| | |
|---------------------------------|-------|
| District Donations | |
| Honor: Diane & George Hill | \$68 |
| Bay Area Floral Arrangers Guild | |
| Honor: Shane Looper | \$68 |
| Eden GC | |
| Memory: Juliana Austin | \$68 |
| Memory: Doris Germann | \$68 |
| Honor: Parmajit Gill | \$68 |
| El Cerrito GC | |
| Honor: Plant table workers | \$68 |
| Hillside Gardeners of Montclair | \$680 |
| Pinole GC | |
| Honor: Trish McLeod | \$68 |
| Honor: Pinole Garden Club | \$68 |

BUTTES DISTRICT

| | |
|----------------------------|-------|
| Chico Horticulture Society | |
| Honor: Leisa Coletti | \$68 |
| Honor: Avis Barrett | \$68 |
| Paradise GC, Inc. | \$204 |

CASCADE DISTRICT

| | |
|-------------------------|-------|
| District Donations | |
| Honor: District members | \$136 |
| Lake California GC | \$68 |
| Redding Wonderland GC | |
| Memory: Irene Zani | \$136 |

CHANNEL ISLANDS DISTRICT

| | |
|---------------------|------|
| Pleasant Valley GC | |
| Memory: June Shafer | \$68 |
| Memory: Udas Young | \$68 |

COSTA VERDE DISTRICT

| | |
|-------------------------|------|
| Hermosa GC | |
| Honor: Christy Robinson | \$68 |
| Honor: Marian Wilson | \$68 |
| Honor: Jan Brittain | \$68 |
| Long Beach GC | |
| Honor: Edris Edgar | \$68 |

DESERT EMPIRE DISTRICT

| | |
|---------------------------------|------|
| District Donations | |
| Memory: Shirley Craver | \$68 |
| Memory: Ryan Michael Bucheger | \$68 |
| Oasis GC of Indian Wells Valley | \$68 |

DIABLO FOOTHILLS DISTRICT

| | |
|--------------------|--|
| District Donations | |
|--------------------|--|

| | |
|-------------------------|------|
| Honor: Jerry Burke | \$68 |
| Honor: Robert Ehrhart | \$68 |
| Honor: David Oakley | \$68 |
| Honor: Rebecca Ferguson | \$68 |
| Honor: Audrey Marlovits | \$68 |

GOLDEN FOOTHILLS DISTRICT

| | |
|----------------------------------|-------|
| District Donations | |
| Honor: Lori & George Moore | \$136 |
| Chicago Park GC | |
| Honor: Jane Powell | \$68 |
| Colfax GC | |
| Memory: Jackie Chipp | \$68 |
| Divide GC | |
| Memory: Gail McGonigle | \$68 |
| Memory: David Cox | \$68 |
| Donner GC of Auburn | |
| Memory: Jack Godsey, from Geri | \$68 |
| Honor: Jack Schroeder, from Jean | \$68 |
| Lake of the Sky GC | |
| Honor: Barbra Briggs | \$136 |
| Roseville Better Gardens Club | |
| Honor: Lori Key | \$68 |
| Roseville Green Thumb GC | \$68 |

HUMBOLDT DISTRICT

| | |
|----------------------|------|
| Fortuna GC | |
| Memory: Ann Pudinski | \$68 |

LUTHER BURBANK DISTRICT

| | |
|----------------|------|
| Green Thumb GC | \$68 |
| Petaluma GC | \$68 |

ORANGE COUNTY DISTRICT

| | |
|--|------|
| Horticultural Society of Orange County | |
| Memory: C. Wade Roberts | \$68 |
| Honor: Betty Torrey | \$68 |

PALOMAR DISTRICT

| | |
|-------------------------------|-------|
| Bridge and Bay GC | \$68 |
| Chula Vista GC | |
| Honor: Tyra Contreras | \$68 |
| Honor: Jacqueline Phillips | \$68 |
| Dos Valles GC | |
| Memory: Dick & Jean Kraus, | |
| Lorlei Jones, Geraldine Batac | \$68 |
| Fallbrook GC | |
| Honor: Fallbrook Garden Club | \$136 |
| Mira Costa Horticulture Club | |
| Honor: Dottie Fischer | \$68 |
| Honor: Greg Blakesley | \$68 |
| Point Loma GC | |
| Memory: Robert Ames | \$68 |
| Memory: Robert Smith | \$68 |

| | |
|----------------------|------|
| Poway Valley GC | |
| Honor: Lyn Stevenson | \$68 |

ROADRUNNER DISTRICT

| | |
|------------------------|------|
| Hesperia GC | |
| Honor: Joseph M. Baker | \$68 |

SACRAMENTO RIVER VALLEY DISTRICT

| | |
|------------------------|-------|
| Gardeners of the Grove | \$136 |
| Geranium City GC | \$136 |

SAN FERNANDO VALLEY DISTRICT

| | |
|-----------------------|------|
| Burbank-Valley GC | |
| Honor: Grace Davis | \$68 |
| West Valley GC | |
| Memory: Pat Ferrin | \$68 |
| Honor: Lucy Kererman, | |
| Carol Spearman | \$68 |

SANTA CLARA VALLEY DISTRICT

| | |
|------------------------|-------|
| San Jose GC | \$544 |
| Memory: Suzanne Felton | \$68 |
| South Valley Fleurs GC | \$68 |

SEQUOIA FOOTHILLS DISTRICT

| | |
|------------------------|------|
| La Casa GC | |
| Memory: Donna Van Beek | \$68 |
| Memory: Peggy Clark | \$68 |
| Valley Oak GC | |
| Honor: Jane Avila | \$68 |
| Honor: Esta Clinite | \$68 |

VALLEY LODGE DISTRICT

| | |
|----------------------------------|------|
| Linden Community GC | |
| Memory: Dodie Corra | \$68 |
| Manteca GC | \$68 |
| Newman GC | |
| Honor: Gustine Police Department | \$68 |
| Stockton GC | |
| Memory: Carlyne Rosa McKenny | \$68 |
| Memory: 911 First Responders | \$68 |
| Memory: Eugene Johnson | \$68 |
| Memory: Ross Carle | \$68 |
| Memory: Howard Kotez | \$68 |
| Memory: Bill Flint | \$68 |
| Honor: Janelle Flint | \$68 |
| Honor: Allison L. Melani | \$68 |

MISCELLANEOUS

| | |
|--------------------------------|------|
| Kern River Valley Woman's Club | |
| Memory: Michael Alan Zagon | \$68 |
| La Habra Woman's Club | |
| Memory: Gerhardt Koettnitz | \$68 |

GARDEN THERAPY

By Krystal Migliore, 2nd Vice President

LEE MIGLIORE'S STORY:



After a year of treatments for cancer: radiation with chemo therapy, surgery, another surgery, five rounds of chemo therapy and endless tests, I felt beat-up, really tired and totally sick of receiving care. The cancer was in remission but my life had changed. Multiple side effects of the treatments left me unable to return to work and I really needed

something to do. I like roses and saw the need for care in "my wife's rose gardens." If I could help, it would help my wife and the roses.



I wanted to learn to care for the roses and had nothing but time (and almost no energy). The most difficult part was mentally getting used to taking my time. It was frustrating because I was used to getting things done,

but the cancer changed that. When you look in "my rose gardens" and around the yard, you will see white lawn chairs. They are there so I always have a place to sit nearby. When I get tired, I sit and rest. Sometimes I rest longer than I work with a nap to boot!

When I work in the garden, I feel more relaxed. I feel better being outside and doing something productive. No matter how slow the progress, I eventually see results. The roses and my outlook are both better.

A message I would like to share with others who experience health changes and challenges: Go out into the garden. Enjoy what you can do, whether you sit and rest or

you work in between. It is okay to take your time and you will see positive changes in the garden and in how you feel.

HIS WIFE'S STORY:

In 2013 when I came home from the CGCI Convention, my husband, Lee, asked me to guess what he had been doing while I was gone. Since he had been really sick, I was surprised by his question. He told me he had been out deadheading roses. I was shocked, because he had never shown an interest in gardening! He was so proud when he showed me the roses that he had picked for me to enjoy when I got home.

But wait! When I left home, he did not know how to prune roses so I calmly asked how he learned. He reported that he had gone online to www.youtube.com and watched six/seven videos about deadheading roses. When they all provided the same instructions, he went into the garden with the pruners. Now you are



CONTINUED ON PAGE 13

GARDEN THERAPY

(Continued from Page 12)



probably asking yourself why he did not ask me to teach him. Obviously he wanted to do it in his own way! When I saw how proud he was, his way worked for me.

Now, almost two years later he has even more reason to be proud. Seventy-nine roses are thriving under his care. He worries about his “babies” and often I hear him singing to them while he works. He updated the drip system this past summer. Even though the roses rarely need watering, the system is very efficient. Yes, you heard right, they are rarely watered (less than 10 times a year even in the hottest summers) because they are well established and do get some shade each day. The roses are survivors, just like their caregiver.

Focusing on caring for “his” roses instead of being the recipient of the care has made a huge difference in our lives. He still suffers from the permanent side effects of his cancer treatments and still has to take it slow with frequent rest breaks. It is not uncommon to see Lee in his chair and our dog, Bella, at his feet, both sound asleep.

The roses do not seem to care that Lee cannot be there every day. Taking it slow and easy is fine with them. There is always something new happening in the garden,

and the long growing season provides months and months of fragrant blooms inside and out.

In January 2014, Lee became a garden club member when he joined Lake Oroville Area Garden Club!

I really thought I knew about the therapeutic benefits of gardening. But really, I did not. During the last two years, I have had the opportunity to observe first-hand the positive impact gardening can have on one’s health and outlook during health challenges.

It is difficult to explain the difference garden therapy can make, just like it is difficult to explain the beauty of a rose bud progressing to a fully mature rose in full bloom. Garden club members are lucky because they do have the perfect opportunity to catch a glimpse of the possibilities. I urge every garden club to actively promote the therapeutic benefits of gardening within your club and in your community. It might seem like a little thing to you, but I assure you, it will make a huge impact on someone’s life and well-being.

Need to learn more about garden therapy projects and opportunities? Contact Garden Therapy Chairman, **Bonnie Wagner**.

Need a gift for an outgoing Club President or District Director? A life membership is the perfect gift!

There are three types of life memberships:

CGCI Life Membership

Pacific Region Life Membership

National Garden Clubs, Inc. Life Membership

See the CGCI website for more information. Questions?

Contact Life Membership Chairman Carlotta Wixon.

LANDSCAPE DESIGN

Using Shade & Water to Create that Special Garden Space

By Alexis Joan Slafer, ASLA, CLARB, Landscape Design School Chairman

Creating a special landscape can lift your spirits as you walk through a garden, sit on a patio, or see it through a window. The aesthetic and functional features in a landscape are key attractions that enhance that enjoyment. A good design can provide a sense of security, recreation and comfort, while creating an interesting, fun, and beautiful space to enjoy.



A well-designed garden does not happen by itself; it must be planned in detail, before a single plant is purchased or brick is laid. Special features, including plants, are really the “icing on the cake.” Have you brought a plant home from the nursery or plant sale and then struggled to find the right spot to plant it? That is common gardener behavior and if that describes you, embrace it and enjoy finding a treasured plant or experimenting with a new introduction.



Good planning in the beginning will enable you to spend more time enjoying that special space, instead of becoming a slave to its maintenance. The first step towards a well-designed garden is to create the base and framework. When that is complete you are ready to enhance




the design. When this planning is put on paper it is called a master plan. A master plan is developed through the “design process” -- a step-by-step method that considers environmental conditions, your desires, along with the elements and principles of design. The goal of a well-designed master plan is to organize the natural and man-made features into an aesthetically pleasing, functional, and environmentally sustainable landscape.

Celebrating a sense of place by creating a garden that is unique to your life-style, environment, and budget is key to accomplishing these goals. The aim is to have the aesthetics seamlessly tie the indoors to the outdoors and create a garden that accommodates your lifestyle.



Shade and water are two components of a residential garden. Shade can create an outdoor space for reading, dining or meditation. Shade can enhance the ambiance of a patio for entertaining with an outdoor kitchen, conversation area, or just a table and chairs.



The environment changes throughout the year as the sun's path changes, impacting the shade created in the garden. Consider this when determining where to sit while



CONTINUED ON PAGE 15

LANDSCAPE DESIGN

(Continued from Page 14)

enjoying a morning cup of coffee or watching the evening sunset. Shade will change dramatically during the day and throughout the year. For example, when deciduous trees are dormant, the area beneath them receives full sun; but when the trees leaf out, that same area may be in full shade.



Shade can be created by man-made structures or naturally by plant materials. Overheads and leafy canopies cast shade to make gardens livable during hot summer months and an

outdoor dining area surrounded with shade trees provides an inviting environment created by the dappled shade. Man-made elements include such things as arbors, trellises, gazebos, specialty furniture, woven shade cloth and/or a shade sail. Even small spaces can benefit from the focus created by a small arbor or gazebo. Walk the garden at different times of the day, seasons and weather conditions to find the perfect point to locate a gazebo or arbor.

Shade can vary dramatically during the day and throughout the year. It is important to choose plants that are suited for shade conditions. To save you time, effort and money before purchasing any plants, determine the sun and shade areas of your garden. Special interest can be created in a shade garden



by including plants with variegated leaves, blue or silver leaves, white flowers, and various plant sizes & textures.

Water features help a garden come alive. Water in motion is enchanting and brings brightness and music into the garden as it spills gently, gurgles or tumbles. A fountain or small pool can be a mesmerizing focal point that is pleasant to both the eyes and ears. Splashing water, seeing golden fish, or gazing at the petals of a delicate water lily can provide a cool and soothing garden retreat. Consider how pleasant a reflecting pool would be as it reflects the sky and clouds or the branches of a tree, presenting an ever-changing picture.



Historical garden design philosophies continue to be embraced, as water features become beautiful and peaceful additions to gardens today. A pleasing water feature can be as simple as a wall-mounted fountain that trickles water into a basin or as elaborate as a stream with bridges and waterfalls. Or, perhaps it is a tiered fountain in a patio or a pool so natural it seems like it has always been there.



A little water in a garden can go a long way. Where space is limited consider adding a wall fountain or a birdbath. A small water feature, with mosquito fish and plants, can be created in an attractive container with a recirculating pump. A water feature should be placed where it can be easily seen and enjoyed. Before



CONTINUED ON PAGE 16

LANDSCAPE DESIGN

(Continued from Page 15)



selecting a water feature, consider its location, purpose, maintenance, and feasibility. Environmental factors to consider are high winds, dust, sun, and temperature extremes. Also consider the purpose: is it for recreation, to modify the environment, create a focal point, become an organizing element of the garden, or enhance views.




Residential design addresses both public and private landscape. Public design concerns the landscapes visible from the street, while private landscapes are the backyard or enclosed areas. A water feature added to the public landscape also enriches the community and enhances the neighborhood.




The selection of a water feature is based on personal preference and the layout

of the garden. Whether it is a pond or fountain, function or aesthetic, visual or habitat, formal or informal – water adds richness to your special space and should be placed where it can be easily seen and enjoyed. Water plants add to that enjoyment, as do Koi and other fish (be sure to provide protection from predators).



Fountains and waterfalls bring moving water into the garden. Splashing water enlivens a garden and can mask intrusive noises, while bubbling water cascading down a boulder or millstone provides soothing sounds.

Water features are as individual as the gardeners who create them.



Don't be afraid to play and be inventive; there is no single correct way to create a successful landscape with shade or water. The path that you take to reach to your goal is as varied as your imagination.



Check out the Bay Area Floral Design Flickr design album:

https://www.flickr.com/photos/charlottes_flowers/sets/72157646874691378



August 21-23, 2015
Organization of Floral Art Designers
2015 Seminar
in South San Francisco

<http://californiagardenclubs.com/ofad>

GARDENING TRUISMS - PART III

By Colette Bauer, Red Bluff Garden Club

My two previous articles have dealt with "Gardening Truisms." I have covered the following six truisms: 1. The best fertilizer for your garden is your own footprints. 2. Weeds are a fact of life. 3. If a plant is said to be invasive, you can be sure it is. 4. "Deadheading" is a good thing. 5. If a plant needs full sun, remember -- there are many shades of full sun. 6. Too much shade can be as bad as too much sun.

I would like to add three more gardening truths that I have learned over the years: 7. Too much water can be as bad as too little water. 8. There is no plant that is indestructible. 9. Pruning is a good thing.

7. Too much water can be as bad as too little water. My first experience with this rule was when I asked a friend to water my plants. I was gone for a month and my friend was very diligent. She watered several times a week. However, I failed to explain that the cacti needed very little water. She was concerned that the cacti were looking sick, so she increased the amount of water. Sure enough, by the time I returned home, it was too late. I never did tell her that none of the cacti survived. I graciously thanked her - after all, the other plants looked much better than they did under my care.



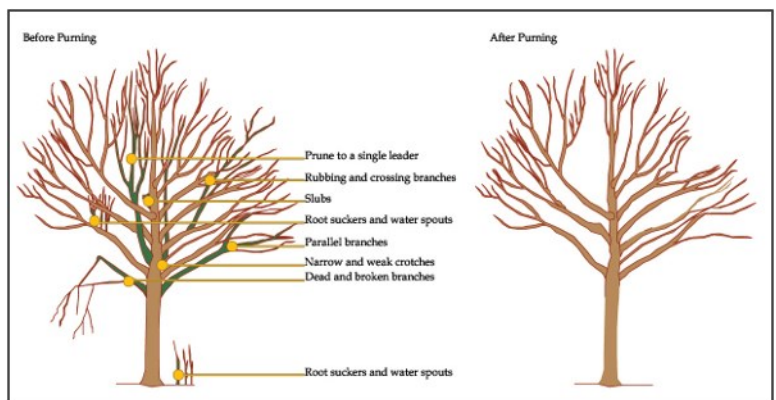
8. There is no plant that is indestructible (except possibly weeds). After a trip to the botanical garden at Fort Bragg, my husband and I returned home with a bag of *crocasmia* bulbs. We cheerfully planted them. Then, several friends announced that *crocasmia* was a very invasive plant. Mine died (probably a blessing in disguise). Then there was the *artemisia*. It died, too. I never figured out why these two supposedly invasive plants did not survive (possibly gophers). As I watch my friends battle the invasiveness of these two plants, I am thankful that I did not have much money tied up, and that they will not be able to spread into and alter the ecosystem of the creek bottom next to my house.




9. Pruning is a good thing.

During the pruning season where you live, look at the "bones" of our garden. We have the opportunity to give a nip and a tuck to many of our bushes and trees.

The good news is that plants seldom die from pruning and this gives us an opportunity to shape our gardens for new spring growth. Last fall I cut my Smoke Bush back from sixteen feet to six feet in height. Right now it is about twenty feet tall. This year I will cut it back even more to see if I can better control its growth.



The final three gardening truths I have learned the hard way are that: too much water can be a bad thing; there is no plant that is indestructible; and pruning is a good thing. I hope my hard learned lessons will be helpful. Happy Gardening!



SPOTLIGHT: Red Bluff Garden Club

Red Bluff Garden Club, Inc. was chartered in 1955. The club is a registered 501(c)(3). The club has forty-five members from Corning, Gerber, the Dairyville area, Los Molinos and Red Bluff. There are also two contributing members from Redding and Antioch. Meetings are on the last Tuesday of the month, excluding July and December, at the Union Hall on Baker Road in Red Bluff, starting at 12:30 p.m.

The club's recurring projects/activities include:

- ◆ An Arbor Day Event
- ◆ Christmas Boutique & Greens Sale
- ◆ Community Enhancement Projects at the Union Hall & Cone-Kimball Plaza
- ◆ An October Luncheon & Design Program with local vendors, a silent auction, raffle, and lots of fun at Rolling Hills
- ◆ A Flower Show in partnership with the Tehama District Fair
- ◆ An Outdoor Garden Booth at the Fair
- ◆ Design for the Tehama County Library in Red Bluff
- ◆ A weekly article for the local newspapers
- ◆ Partnership with USDA Forest Service in the Penny Pines Program
- ◆ A scholarship program newly renamed the "Lorna Bonham Scholarship Fund" in memory of our longtime member
- ◆ Annual Plant Sale which is coming up at the Union Hall on Baker Road on May 15 & 16, 2015.



Club's cookbook that contains delicious recipes and great gardening tips.



A recent flower show.



Plaza in downtown Red Bluff is maintained by the club.

The club's objectives are:

- To create, promote and further interest in horticulture, gardening, floral and landscape design, plant and bird life, and appreciation the natural beauties of the State of California.
- To encourage civic beautification and roadside development.
- To assist in projects for the conservation of our natural resources.
- To educate the public in matters relating to horticulture, gardening, floral and landscaping design, civic beautification and resource conservation.



Recent wreath-making workshop.

Need a club president or district director pin for a new president or director?

Need a past president's pin or past district director's pin?

See the CGCI website for more information.

Questions? Contact State Pins & Miscellaneous Sales Co-Chairman Hank Vanderhorst.



NATIONAL GARDEN CLUBS, INC. NEWS

The Be's of Membership

By Sandra H. Robinson,
NGC President-Elect, Membership Chairman

**"The key to life is accepting challenges.
Once someone stops doing this, he's dead."**

-- Bette Davis

- ♦ **Be** willing to accept new challenges. The fear of failure, of embarrassment, of "looking bad" inhibits our ability to succeed. Mistakes are part of the learning process.
- ♦ **Be** willing to work with new people and projects. Working with different people improves our social skills and opens our mind to different approaches.
- ♦ **Be** willing to accept a leadership position. The path not taken often is regretted for a lifetime. Accept new roles as opportunities, not duties.
- ♦ **Be** open to new ideas while developing your leadership skills. All true leaders know how to compromise and be diplomatic. Be kind. Garden club members are
- caring, compassionate, curious, and creative people who love their communities and gardens.
- ♦ **Be** ready to grow, as a gardener, as a member, as a leader.
- ♦ **Be** an engaged, informed and enthusiastic member. The power of one multiplied accomplishes great things.
- ♦ **Be** willing to accept change. Be open to suggestions and implement those that will improve your organization.
- ♦ **Be** active in recruiting new members. Healthy clubs have active members.

-- From the February 2015 issue of *Keeping In Touch*.

NGC's Outreach Projects

Habitat for Humanity Landscaping: In May 1999, a partnership was formed between National Garden Clubs, Inc. and Habitat for Humanity. HFH's mission is to eliminate poverty housing from the face of the earth. NGC's goal is to encourage garden clubs across the nation to participate in the landscaping of HFH homes. The theme of this project is "Open Your Heart and Hands," and the philosophy is that no commitment - physical or monetary - is too small. All endeavors and contributions will be gratefully acknowledged.

A direct line of communication has been put in place for one-on-one networking between HFH Affiliates and garden club representatives. The more than 1,500 HFH Affiliates have been made aware of the NGC and HFH partnership. A list of HFH Affiliates by state is available from the HFH Chairman.



Members of Arrowhead Garden Club of Palms to Pines District, with Robin Pokorski and Pat Claves, receiving a \$1,000 check from The Principal Financial Group for a rooftop garden project on top of a public library in Highland, California a few years ago. Photo is on the NGC website!

Emphasis is on enhancing the environment by landscaping HFH homes, landscaping with hearty native trees, shrubs and plants that also attract butterflies. It is the hope of NGC to have the community, both adult and young gardeners,

CONTINUED ON PAGE 20

NATIONAL GARDEN CLUBS, INC. NEWS

(Continued from Page 19)

involved in this very worthy project. NGC's goal is 100% participation, in some manner across the nation.

Disaster Relief: Garden clubs help replant, restore and beautify public areas that have been damaged or destroyed by a natural disaster, such as hurricanes, tornadoes, ice storms, floods, fires, etc. An outstanding example is the NGC-sponsored Green the Gulf Coast Grants program, in which garden clubs in the Gulf States used funds to re-landscape public areas damaged by Hurricane Katrina in 2005. The Natural Disasters USA project provides grants to garden clubs for helping to replant public areas that have been damaged by hurricanes, floods, etc.

New NGC Headquarters
zip +4 Address:

**National Garden
Clubs, Inc.**
4401 Magnolia Avenue,
St. Louis, MO
63110-3406

Global Partners Running Waters: NGC has partnered with Global Partners Running Waters, Inc., a nonprofit organization working in cooperation with the United Nations, to increase access to safe water in Latin America. 1.1 billion people around the world currently get their water from rivers, ponds or other sources subject to contamination. Donations made through NGC will help to bring safe drinking water to villages. NGC's continued support of this organization will allow to make a positive impact on another of their upcoming worthy projects.

DID YOU KNOW?

The first garden club in America was founded in January 1891 by The Ladies Garden Club of Athens, Georgia. On May 1, 1929, thirteen states became charter members of National Council of Garden Clubs, Inc. (now National Garden Clubs, Inc.) at an organizational meeting in Washington, D.C.



PACIFIC REGION NEWS

WELCOME THE 2015-2017 PACIFIC REGION DIRECTOR

The Pacific Region Director for the 2015-2017 term is

Kristie Livreri

who is from Nevada Garden Clubs, Inc.

Kristie's theme is

"Look to the Garden Through the Eyes of a Child
A Kaleidoscope of Possibilities."

Have you read the most recent
issue of WACONIAH -- the
newsletter of the Pacific Region?
If not, you can find it here:
<http://californiagardenclubs.com>.

*Right: Design honoring California
Garden Clubs, Inc. at the recent
Pacific Region Convention.
Photo submitted by Julie West.*

